

Committee	Dated:
Health and Social Care Scrutiny Committee	16 July 2019
Subject: Babylon GP at Hand	Public
Report of: Farrah Hart, Public Health Consultant	For Information
Report author: City & Hackney Public Health Intelligence	

Summary

This report provide intelligence on the uptake of the Babylon GP at Hand – a web-based GP service.

Recommendation

Members are asked to:

- Note the report.

Main Report

GP at Hand / Lillie Road practice

April 2019 data update. City & Hackney Public Health Intelligence

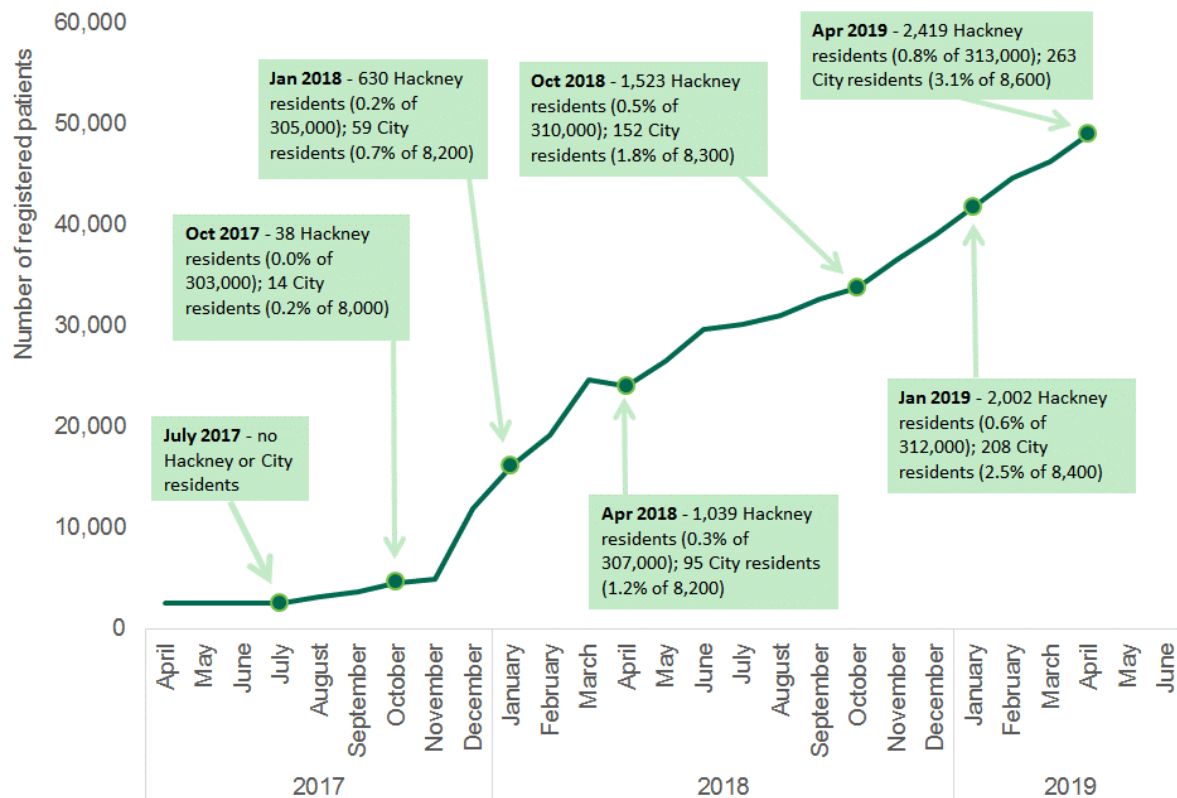
- NHS Digital currently release overall numbers of registered patients by GP practice every month, with a full geographical breakdown every quarter in January, April, July, October. This report includes figures published on 16 April 2019.
- These figures show a continued rise in the number registered at Lillie Road Health Centre, now renamed “GP at Hand”, (practice ref E85124) from 2,500 in July 2017 to **48,935** in April 2019 - see Figure 2
- In April 2019, 0.8% of registered Hackney residents were registered at Lillie Road, and 3.1% of City of London residents – see Figure 2
- Data from January 2019 show that nationally, 28% of patients are of younger working age (20-39). In City & Hackney 42% of registered patients are in this age group, reflecting the local demographics. Patients registered with Lillie Road have an even higher proportion in this age group – 84% – see Table 1 and Figure 3.
- In January 2019, 50% of patients registered with City & Hackney GPs were male. 50% of patients in London and England were also male. At Lillie Road, patients were 56% male – see Table 1 and Figure 3
- More female patients were registered with the Lillie Road practice in the 20-29 age band. More male patients were registered with Little Road practice in the 30-39 age band.
- In April 2019, 9% of patients registered at Lillie Road were resident in Hammersmith and Fulham, 86% elsewhere in London, and 5% outside London. Hackney residents made up 5% of the practice list, and City of London residents 0.5% – see Figure 4
- The highest proportion of a GP registered population registered with Lillie Road are now in the City of London – 3.1% compared with 2% of the Hammersmith and Fulham population – see Figure 4b.

Figure 1a: GP at Hand website (accessed April 2018)



Source: Google Street View (accessed April 2018)

Figure 3: Number of patients registered at Lillie Road Health Centre over time, with the number of residents of Hackney and the City of London.

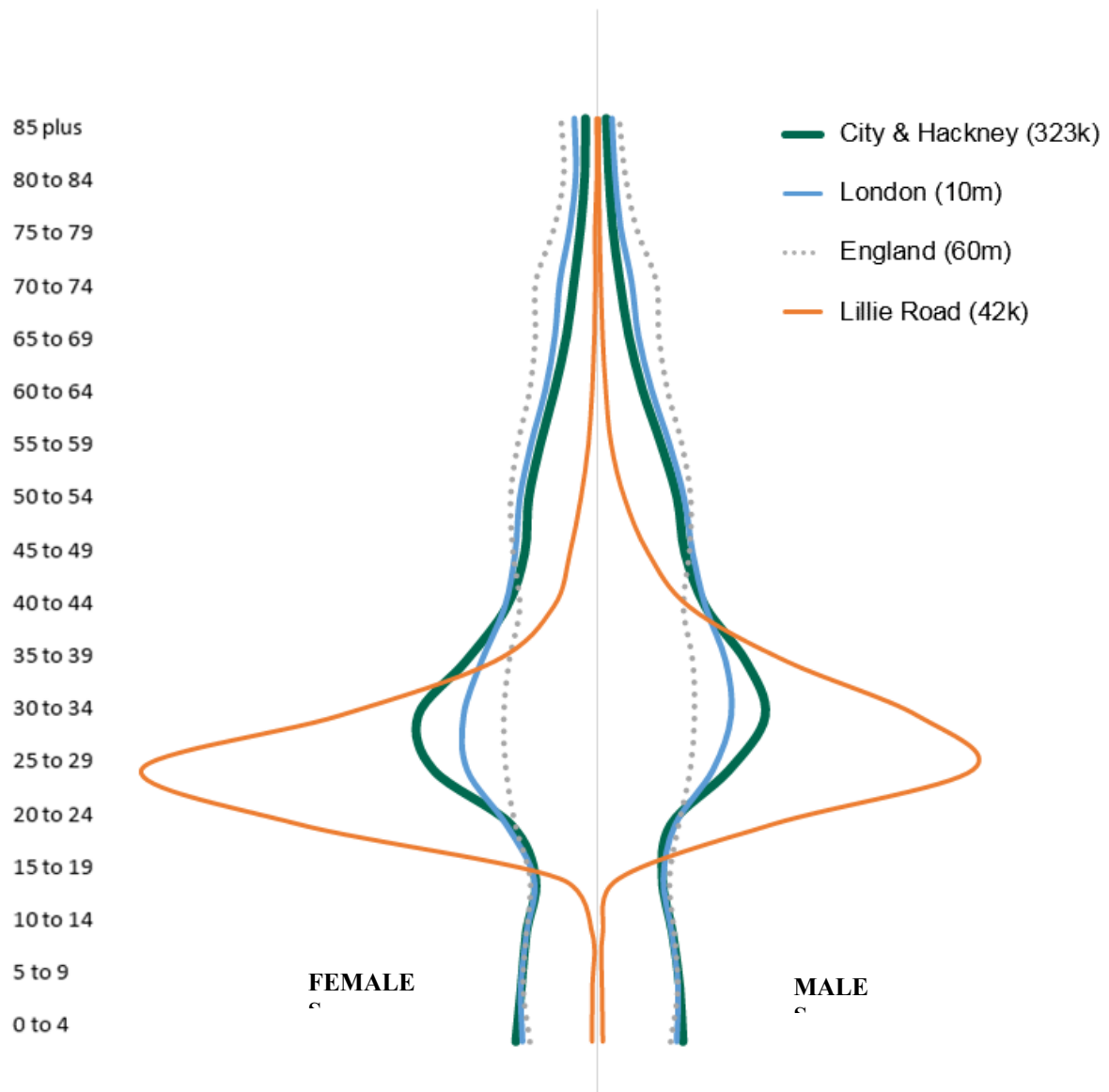


Data source: NHS Digital <https://digital.nhs.uk/article/4197/Primary-care-services>

Table 1: Number of patients in City & Hackney and Lillie Road by gender and age profile (January 2019)

	England	London	City & Hackney	Lillie Road
% Male	50%	50%	50%	56%
% Aged 20 to 39	28%	36%	42%	84%

Figure 4: Age and gender of patients registered at Lillie Road Health Centre compared with City & Hackney CCG registered patients (January 2019)



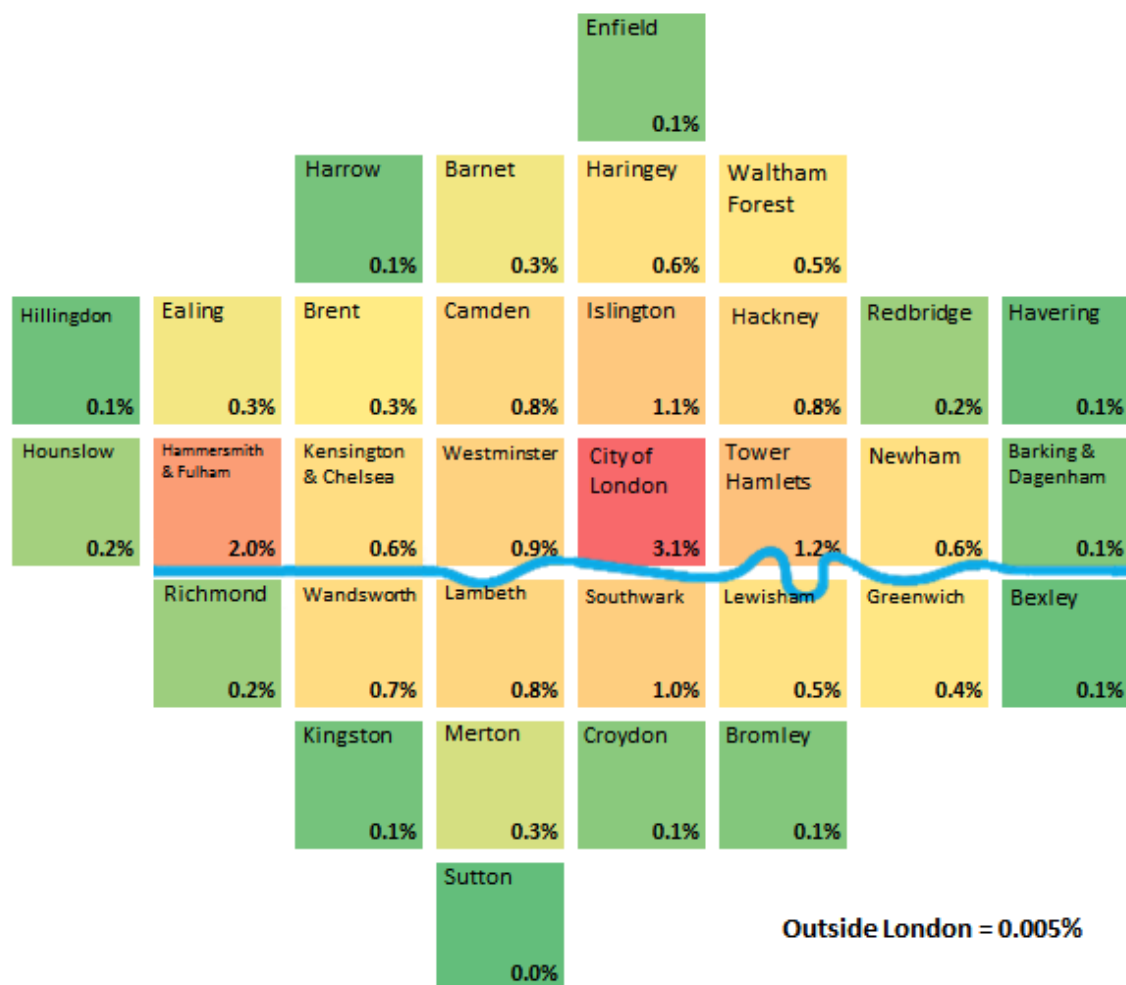
Data source: NHS Digital <https://digital.nhs.uk/article/4197/Primary-care-services>

Figure 5a: Number of patients registered at Lillie Road Health Centre by local authority of residence (April 2019)



Data source: NHS Digital <https://digital.nhs.uk/article/4197/Primary-care-services>

Figure 6b: Percentage of patients registered at Lillie Road Health Centre by local authority of residence (April 2019)



Data source: NHS Digital <https://digital.nhs.uk/article/4197/Primary-care-services>